


**PROGRAM APPROPRIATION AND OBLIGATION BY OBJECT
NAGA CITY**


Office: CITY ENGINEER'S OFFICE

OBJECT OF EXPENDITURES	ACCOUNT CODE	PAST YEAR 2020 (Actual)	Current Year 2021			BUDGET YEAR 2022 (Proposed)
			1st Semester (Actual)	2nd Semester (Estimate)	TOTAL	
A. Personal Services:						
1 Salaries & Wages-Regular (51)	5-01-01-010	P 10,793,786.50	P 5,879,293.91	P 7,539,023.32	P 13,418,317.23	P 14,190,996.00
2 Salaries & Wages-Casual (37)	5-01-01-020	5,373,379.27	2,842,087.31	3,332,472.69	6,174,560.00	5,075,808.00
3 Personal Economic Relief Allowance	5-01-02-010	2,004,368.65	1,036,002.15	1,195,997.85	2,232,000.00	2,112,000.00
4 Representation Allowance	5-01-02-020	-	28,500.00	114,000.00	142,500.00	142,500.00
5 Transportation Allowance	5-01-02-030	-	28,500.00	114,000.00	142,500.00	142,500.00
6 Clothing/Uniform Allowance	5-01-02-040	522,000.00	504,000.00	42,000.00	546,000.00	528,000.00
7 Productivity Incentive Allowance	5-01-02-080	425,000.00	-	455,000.00	455,000.00	440,000.00
8 Longevity Pay	5-01-02-120	60,000.00	10,000.00	-	10,000.00	10,000.00
9 Overtime & Night Time Pay	5-01-02-130	1,373,423.50	313,793.38	686,206.62	1,000,000.00	1,000,000.00
10 Year End Bonus	5-01-02-140	1,356,302.22	-	1,670,575.00	1,670,575.00	1,670,031.00
11 Cash Gift	5-01-02-150	428,000.00	-	455,000.00	455,000.00	440,000.00
12 Other Bonuses and Allowances (Mid-Year Bonus)	5-01-02-990	1,401,363.32	1,443,119.28	121,912.72	1,565,032.00	1,670,031.00
13 Other Bonuses and Allowances(PBB)	5-01-02-990-1	-	-	-	-	-
14 Retirement & Life Insurance Premiums	5-01-03-010	1,979,327.12	1,068,093.70	1,362,151.68	2,430,245.38	2,424,885.01
15 Pag-IBIG Contributions	5-01-03-020	103,800.00	54,000.00	57,600.00	111,600.00	105,600.00
16 PhilHealth Contributions	5-01-03-030	247,157.36	132,832.85	203,650.88	336,483.73	400,807.44
17 Employees Compensation Insurance Premiums	5-01-03-040	103,492.26	53,888.40	57,711.60	111,600.00	105,600.00
18 Terminal Leave Benefits	5-01-04-030	298,267.61	-	-	-	-
19 Other Personnel Benefits	5-01-04-990	1,010,643.63	656,699.39	550,945.19	1,207,644.58	1,980,819.33
SUB-TOTAL		P 27,480,311.44	P 14,050,810.37	P 17,958,247.55	P 32,009,057.92	P 32,439,577.78
B. Maintenance and Other Operating Expenses:						
1 Travelling Expenses-Local	5-02-01-010	P 32,450.00	P 3,081.00	P 80,919.00	P 84,000.00	P 30,000.00
2 Office Supplies Expenses	5-02-03-010	153,446.65	129,874.92	110,125.08	240,000.00	300,000.00
3 Fuel, Oil & Lubricants Expenses	5-02-03-090	-	26,880.10	73,119.90	100,000.00	100,000.00
4 Other Supplies & Materials Expenses	5-02-03-990	36,082.30	20,617.36	27,382.64	48,000.00	50,000.00
5 Postage & Courier Services	5-02-05-010	240.00	206.00	3,794.00	4,000.00	5,000.00
6 Telephone Expenses	5-02-05-020	-	-	42,000.00	42,000.00	42,000.00
7 Telephone Expenses-Mobile	5-02-05-020-1	-	-	-	-	-
8 Other General Services (34)	5-02-12-990	3,283,280.40	1,922,259.18	2,173,608.82	4,095,868.00	5,533,948.00
9 Rep. & Maint.-Infrastructure Assets (Road Networks)	5-02-13-030-01	1,197,580.01	1,203,137.04	1,796,862.96	3,000,000.00	1,000,000.00
10 Rep. & Maint.-Infra Assets (Flood Control System)	5-02-13-030-02	320,336.00	-	-	-	-
11 Rep. & Maint.-Infra Assets (Parks/Plazas & Monuments)	5-02-13-030-08	218,365.00	-	-	-	-
12 Rep. & Maint.-Infrastructure Assets (Other Infrastructure)	5-02-13-030-99	890,137.74	209,699.00	790,301.00	1,000,000.00	1,000,000.00
13 Rep. & Maint.-Buildings and Other Structures (Buildings)	5-02-13-040-01	2,184,342.25	-	-	-	1,000,000.00
14 Rep. & Maint.-Buildings and Other Structures (Hospitals)	5-02-13-040-03	16,182.00	113,524.00	886,476.00	1,000,000.00	1,000,000.00
15 Rep. & Maint.-Buildings and Other Structures (Markets)	5-02-13-040-04	-	-	1,000,000.00	1,000,000.00	-
16 Rep. & Maint.-Buildings and Other Structures (Other Structures)	5-02-13-040-99	1,464,540.00	794,457.75	205,542.25	1,000,000.00	-
17 Rep. & Maint.-Machinery and Equipment (Office Equipm)	5-02-13-050-02	5,800.00	-	-	-	50,000.00
18 Rep. & Maint.-Machinery and Equipment (Const. & Heav)	5-02-13-050-08	168,808.00	8,800.00	291,200.00	300,000.00	400,000.00
19 Rep. & Maint.-Transportation Equipment (Motor Vehicles)	5-02-13-060-01	199,495.33	168,986.64	81,013.36	250,000.00	300,000.00
20 Rep. & Maint.-Furniture and Fixtures	5-02-13-070-01	-	-	-	-	-
21 Rep. & Maint.-Other Property, Plant and Equipment	5-02-13-990-02	-	-	240,000.00	240,000.00	1,000,000.00
22 Printing and Publication Expenses	5-02-99-020	-	-	20,000.00	20,000.00	50,000.00
23 Other Maint. & Oper. Expenses	5-02-99-990	283,281.63	433,243.50	226,756.50	660,000.00	400,000.00
SUB-TOTAL		P 10,454,367.31	P 5,034,766.49	P 8,049,101.51	P 13,083,868.00	P 12,260,948.00
C. Capital Outlay						
1 Land	1-07-01-010	P 4,323,780.59	P -	P -	P -	P -
2 Infrastructure Assets - Road Networks	1-07-03-010	8,851,569.66	-	-	-	-
3 Infrastructure Assets - Flood Control Systems	1-07-03-020	-	-	-	-	-
4 Infrastructure Assets - Parks, Plazas and Monuments	1-07-03-090	-	-	-	-	1,000,000.00
5 Infrastructure Assets - Other Infrastructure Assets	1-07-03-990	-	-	-	-	1,000,000.00
6 Buildings & Other Structures-Buildings	1-07-04-010	-	-	-	-	1,000,000.00
7 Buildings & Other Structures-Hospital & Health Centers	1-07-04-030	-	-	-	-	-
8 Buildings & Other Structures-Markets	1-07-04-040	-	-	-	-	-
9 Buildings & Other Structures-Other Structures	1-07-04-990	-	-	-	-	-
10 Machinery & Equipment-Office Equipment	1-07-05-020	-	-	-	-	500,000.00
11 Machinery & Equipment - Information and Communicat	1-07-05-030	714,500.00	-	-	-	-
12 Machinery & Equipment -Other Machinery and Equipm	1-07-05-990	2,069,240.00	-	-	-	-
13 Transportation Equipment - Motor Vehicles	1-07-06-010	-	-	-	-	800,000.00
SUB-TOTAL		P 15,959,090.25	P -	P -	P -	P 4,300,000.00
TOTAL OBLIGATIONS		P 53,893,769.00	P 19,085,576.86	P 26,007,349.06	P 45,092,925.92	P 49,000,525.78


Prepared by:


ALEXANDER N. CANING
Acting City Engineer

Reviewed by:


FRANCISCO M. MENDOZA
City Budget Officer

Approved by:


NELSON S. LEGACION
City Mayor